


First Step: Apply for Permit or License



[Search Permits](#)
[Apply Online](#)



Partner: San Marcos, TX

What Can We Help You Do Today?

Second Step: Login or Create New Account



MyGovernmentOnline
CREATED BY GOVERNMENT FOR GOVERNMENT

[HELP](#) [CONTACT](#) [PARTNERSHIP](#)

[Permits & Licensing](#)

[Solution Center](#)

[Planning & Zoning](#)

[More](#)

[Log In](#) / [Create Account](#)



Follow us on



Login

E-mail	Password	Forgot password?
<input type="text" value="e.g. youremail@jurisdiction.org"/>	<input type="password" value="Your password"/>	
Create New Account	Login	

Third Step: Once Logged In, Find “Apply Online”



Permits & Licensing

Solution Center

Planning & Zoning

More

Search Permits

Apply Online

Apply Online

Jurisdiction and Request Type *

Some jurisdictions do not accept online applications.
If your jurisdiction or jurisdiction's department is not listed please contact that jurisdiction directly for their application procedure.

Country: * State: *

Jurisdiction: *

Project Type: *

Next

Follow us on



[Go to Mobile App.](#)

Fourth Step: Continue Application Process

Apply Online

Jurisdiction and Request Type *

Some jurisdictions do not accept online applications.
If your jurisdiction or jurisdiction's department is not listed please contact that jurisdiction directly for their application procedure.

Country: * State: *

Jurisdiction: *

Project Type: *



Follow us on



[Go to Mobile App.](#)

Next Step: Continue Application Process

Apply Online

Jurisdiction and Request Type *

Some jurisdictions do not accept online applications.
If your jurisdiction or jurisdiction's department is not listed please contact that jurisdiction directly for their application procedure.

Country: * State: *

Jurisdiction: *

Project Type: *

[Next](#)



Follow us on



[Go to Mobile App.](#)

Next Step: New Application

Apply Online

Jurisdiction and Request Type *

Online Permitting Application *

[Get Started on a New Application](#)

[Add a permit to an existing project](#)



Follow us on



[Go to Mobile App.](#)

Next Step: Application Type

Apply Online

Jurisdiction and Request Type *

Online Permitting Application *

Select an Application Type

Select an Application Type: *

- Select an Option -

Back

Next

Application Type and Information

Jurisdiction and Request Type *



Online Permitting Application *

Select an Application Type

Select an Application Type: *

Line Extension Application

Click here if you would like to preview the application questions prior to beginning the online application. The application preview is intended as a resource that will allow you to become acquainted with the required questions that will be asked once you begin the online application. Please do not submit the application preview document to the jurisdiction. When you are ready to proceed, click the "Next" button below to begin the online application.

Line Extension Application Instructions Line Extension Policy

Back Next

Important Information.
Click



Follow us on



Go to Mobile App.

Next Step: Physical Address

Apply Online

Jurisdiction and Request Type *

Online Permitting Application *

Select an Application Type

Physical Address or Location *

Please provide the physical address or location of your project.

My Project has been addressed by the Jurisdiction.

Address or Location: * City: * Zipcode: *

Next

Select Available Fees

Files Upload

Next Step: Provide Contact Information

Customer/Applicant's Contact Information

First Name: John Last Name: Doe Suffix: Business Name: New Development

Mailing Address

Address: 300 Industrial Blvd. City: Georgetown State: Texas Zipcode: 78626

Email: Notify ! Please enter a valid email

Cell Phone: (000) 000 0000 Notify

Home Phone: (000) 000 0000 Notify

Work Phone: (000) 000 0000 Notify

Next Step: Provide Engineering Contact

Engineering's Contact Information

First Name Last Name Suffix Business Name

Mailing Address

Address City State Zipcode

Email Notify

Cell Phone () Notify

Home Phone () Notify

Work Phone () Notify

Next Step: Provide Construction's Contact Info

Construction's Contact Information

First Name Last Name Suffix Business Name

Mailing Address

Address City State Zipcode

Email Notify

Cell Phone () Notify

Home Phone () Notify

Work Phone () Notify

Next Step: Fee Information

Select Available Fees

Line Extension Application

This application type requires you to select a single fee from the available list.

Category: *

Line Extension

Type: *

Application Fee (Non-refunda...

Calculation: *


Application Fee 510.000000

Add

Back

Next

Click to add and
move forward



Next Step: Provide Addresses

Application Questionnaire

Addresses

911 Address

If available

4000 char(s) available.

Nearest Intersection *

Please include the complete address


4000 char(s) available.


Next Step: Provide Line Extension Information

Line Extension

Project Type *

Site Development Plans/Construction Plans submitted to City of Georgetown Planning Department? *

Estimated Construction (civil work) Start Date * 
Date selected should be at least 4 weeks out

Estimated Service Need Date * 
Date by which you need the electric service available. Date selected should be at least 4 weeks out.

Please confirm the following *

The Site Development Plan/Construction plans provided are up to date and can be used for electric design. The line extension fees will be based on the site development plans. Any subsequent changes will result in additional engineering costs and potential changes to the line extension fees.

Next Step: Provide Electrical Information

Electrical Information

Type of Service Requested

Service Voltage Requested *

Main Disconnect (1st interrupting device) or Distribution Enclosure Size (total of all meters)

On 480V service, it is a requirement for the COG that the main disconnect to be installed before the meter.

All items marked with a red asterisk are required fields and must be completed before you are able to submit your application to the jurisdiction.

If you are unsure of a required field's answer you may skip the question to answer other questions.

After you press "next" to advance to the "review" section, you can press the "Save" button to save your progress and return to your application at a later date to continue your progress in completing the application.

Next Step: Upload all project documents

Files Upload

If you are attaching any files to this application, click "Upload Files", select the file(s), and please wait for the file(s) to finish uploading before proceeding to the next step. If you are expected to include files with your application, a notice will appear below these instructions to inform you of what to upload.

Upload the following files with your application. When possible, please upload PDF files. Consolidate documents/pages into as few PDF documents as possible.

- Site development plan/Construction Plan/Design renderings * Required

Please provide the current AutoCAD** file of site development plan/Construction Plan/Design renderings. Plans including all easements and existing utilities (Maximum file size 1 GB) It is highly recommended that the Site Development Plans/Construction Plans reviewed by City of Georgetown's Planning department are submitted for electric designs. **AutoCAD File Requirements: A 1:1 scaled AutoCAD file of the Civil & Utility Site Plan with preferred transformer & meter locations and must be bound without XREF reliance. Formatting must follow Coordinate System: TX83-CF and AE Criteria Manual 1.14.2 requirements.

Upload Files

- Load analysis form

All commercial and industrial projects should complete the Load analysis form.

Upload Files

- Civil plans

Upload Files

- Landscape plans

Upload Files

- MEP set of PDF plans

Upload Files

- Files

Upload Files

Back

Next

Next Step: Process Payment

Review

To save your current progress and complete your application another time, please press save before exiting.

The Jurisdiction requires the following permit fees to be paid before the application will be reviewed:

Category	Type	Calculation	Amount
Line Extension	Application Fee (Non-refundable)	510.000000	\$510.00
Total			\$510.00

[Back](#) [Save](#)

Click to Pay Fees

Next Step: Application Payment and Review

Construction's Contact Information

Select Available Fees

Application Questionnaire

Files Upload

Review

To save your current progress and complete your application another time, please p

The Jurisdiction requires the following permit fees to be paid before the applic

Category	Type	Calculation
Line Extension	Application Fee (Non-refundable)	510.000000
		Total

Back

Save

APPLICATION CREATED AND SAVED CONFIRMATION

Your Application has been saved and has been assigned application number 782918
Once you have submitted your application to the permit office, you will not be able to edit your application again unless the jurisdiction returns it to you requesting changes.
You can check the status and review your application by clicking the review application button below or by reviewing the "My Applications" section of your account dashboard.
You will also receive an e-mail once the jurisdiction processes your application.

The Jurisdiction requires the following permit fees to be paid before the application will be reviewed:

Category	Type	Calculation	Amount
Line Extension	Application Fee (Non-refundable)	510.000000	\$510.00
Total			\$510.00

PAY NOW

CLOSE REVIEW APPLICATION PRINT

Complete and submit

[MY ACCOUNT](#)

[HELP](#)

[CONTACT](#)

[PARTNERSHIP](#)

Signed In As Jose Espinoza Torres / [Log Out](#)



[VIEW AWARDS](#)

View Applications
on Dashboard